

Culture and Communities Committee

10.00am, Tuesday, 16 May 2024

Local Government Benchmarking Framework 2022/23 – Culture and Leisure Services

Executive/routine
Wards

Routine
All

1. Recommendations

- 1.1 Culture and Communities Committee is asked to note this detailed analysis of the Local Government Benchmarking Framework (LGBF) Culture and Leisure dataset for the 2022/23 financial year.

Paul Lawrence

Executive Director of Place

Contact: Kevin Kelly, Senior Change and Delivery Officer

E-mail: kevin.kelly@edinburgh.gov.uk

Local Government Benchmarking Framework 2022/23 – Culture and Leisure Services

2. Executive Summary

- 2.1 This report provides an overview of the 2022/23 benchmarking data provided by the Scottish Local Government Benchmarking Framework (LGBF) and reflects the recovery of Culture and Leisure services post Covid-19.

3. Background

- 3.1 Led by [SOLACE](#), with the support of the [Improvement Service](#), the LGBF aims to provide a benchmarking toolkit for local government.
- 3.2 The publication and use of this data forms part of the Council's statutory requirements for public performance reporting, as directed by the Accounts Commission.
- 3.3 It should be noted that LGBF data is always retrospective, and the framework provides benchmarking data and national rankings for services that were delivered in the financial year 2022/23.
- 3.4 This is benchmarking data for all Scottish Local Authorities and, where the data is relevant, can present a useful analysis of us in comparison to others.
- 3.5 Currently the dataset for Culture and Leisure Services holds 2022/23 data for eight indicators.
- 3.6 This report has been presented to Committee today following a motion at the Policy and Sustainability committee meeting of 23 May 2023 which requested that 'The report should be subdivided and provided to the relevant service area Executive Committees to allow greater scrutiny of performance and the actions required to instil a culture of continuous improvement, learning lessons from the better performance in Family Group Councils'.

4. Main report

- 4.1 An online toolkit on the [Improvement Service dashboard](#) has been created to help councils benchmark with other councils.
- 4.2 The framework allows local authorities to compare their performance across a suite of indicators of efficiency (unit cost), outputs and outcomes, covering all areas of local government activity.
- 4.3 This dataset provides information showing relative position for Edinburgh with the other councils as well as timeseries data for each of the indicators for Edinburgh.

High level Overview

- 4.4 The latest figures show that Edinburgh's overall Culture and Leisure services relative position is in the top two quartiles (so above the national average) for 87% of the indicators (seven out of eight) and the other indicator sits in the second bottom quartile.
- 4.5 Compared to last year (2021/22) the data shows improvement in five of the indicators. However, performance has declined in three of the indicators.
- 4.6 To enable comparison with other Local Authorities, the national average, a 'family group' average and an average of the other three urban cities (Aberdeen, Dundee and Glasgow) are included to allow consideration of different perspectives of the data.

5. Next Steps

- 5.1 The Local Government Benchmarking Framework 2022/23 data analysis will be used to inform Senior Leadership Team discussions and the Council Planning and Performance Framework.

6. Financial impact

- 6.1 There is no financial impact associated with this report.

7. Equality and Poverty Impact

- 7.1 There is no equality or poverty impact arising from the analysis of this data.

8. Climate and Nature Emergency Implications

- 8.1 There are no climate or nature emergency impacts arising from the analysis of this data.

9. Risk, policy, compliance, governance and community impact

- 9.1 The publication and use of the benchmarking data forms part of the Council's statutory requirements for public performance reporting, as [directed](#) by the Accounts Commission.

10. Background reading/external references

- 10.1 [LGBF National Overview Report 2022/23](#) published by the Improvement Service in March 2024.
- 10.2 [Improvement Service Explore the Data](#) website.

11. Appendices

Appendix A: 2022/23 Cultural and Leisure Services Overview

Appendix B: Culture and Leisure Services Charts

Appendix C: LGBF Family Groups

Appendix A: 2022/23 Edinburgh Overview of Culture and Leisure services

LGBF 2022/23 summary

1. This analysis of the most recent Local Government Benchmarking Framework (LGBF) data provides:
 - a. A summary of Edinburgh's relative position and indicator performance compared to the previous years, 2020/21 (mid-Covid) and 2021/22 (post-Covid)
 - b. Indicator data and the national relative position for 8 LGBF indicators
 - c. Urban cities, Scotland average and Family Group comparative data
 - d. An overview of national performance trends and local factors.
2. This report covers the 8 indicators with updated data since the previous LGBF 2021/22 release.

Edinburgh – summary of Culture and Leisure services

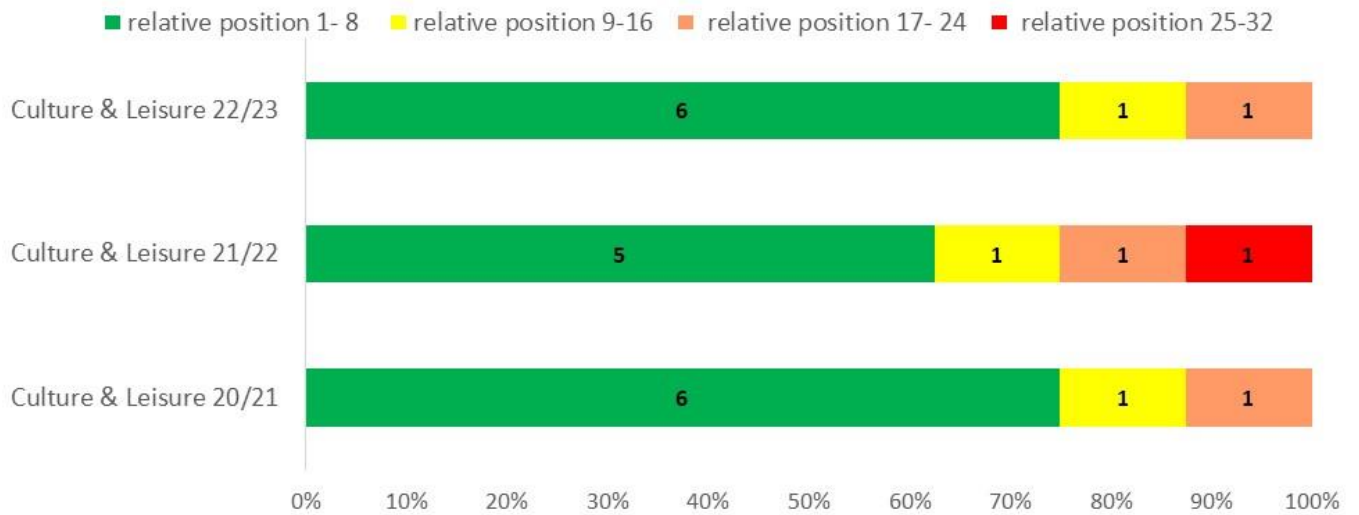
3. Edinburgh is consistently performing well across the culture and leisure services for both cost and satisfaction; the impact of covid significantly skews all the cost indicators in 2020/21 but satisfaction remains steady and high throughout the last five years.
4. The only area where performance sits below the national average is in the costs per visit to museums and galleries. This is due to a decrease in visit numbers (as museums reopened following lockdowns) rather than an increase in cost.

Edinburgh – relative position 2022/23

5. Culture and Leisure services relative position is above the national average (so in the top two quartiles) for 7 of the indicators.
6. Compared to last year (2021/22) Edinburgh's relative position has improved in 7 of the indicators with no indicators being in the bottom quartile.
7. Compared to the previous year (2020/21), which was during Covid, the overall relative position did not change.

Chart 1: Edinburgh relative position by theme – Culture and Leisure services

LGBF 22/23 compared with 21/22 and 20/21 -% of indicators by relative position (1 to 32)

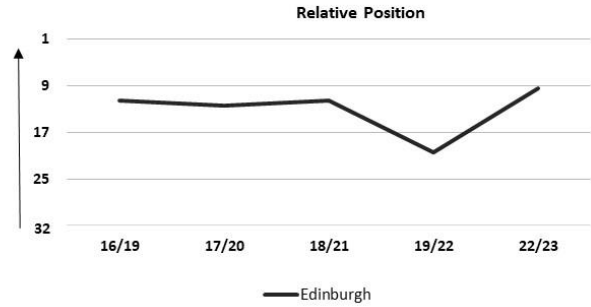
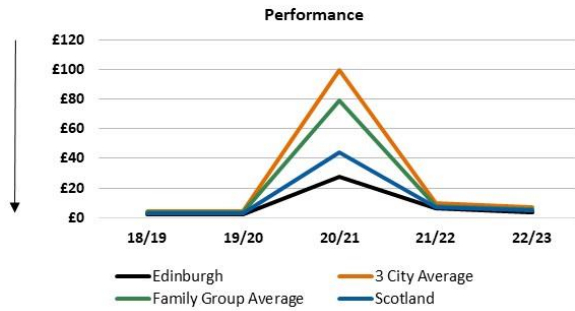


Edinburgh – Culture and Leisure services performance

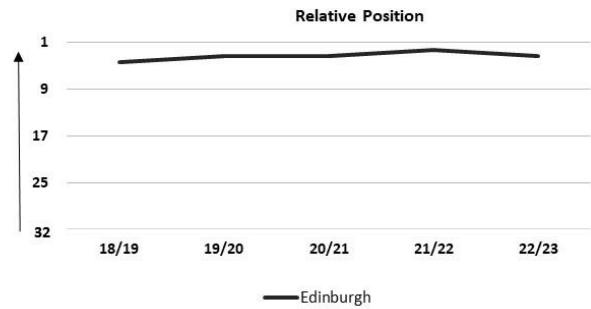
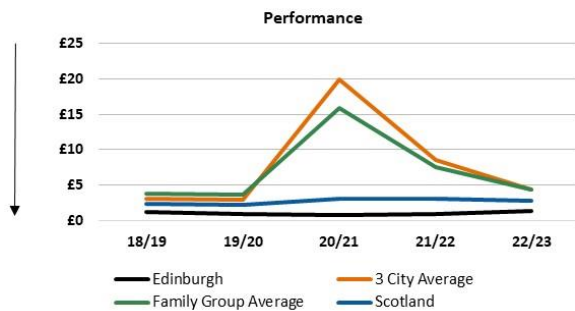
- 8. Compared to last year (2021/22) Edinburgh has shown improvement in 5 of the indicators. However, performance has declined in 3 of the indicators.
- 9. Full charts for each indicator are shown in Appendix B.

Appendix B Culture and Leisure Services

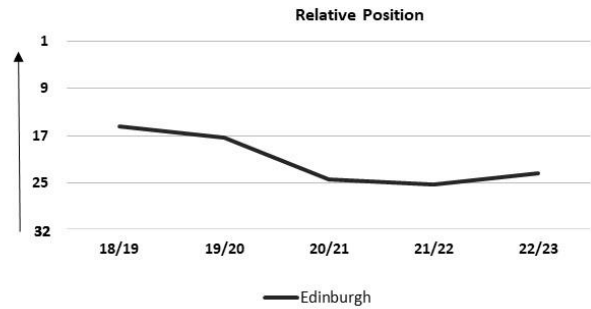
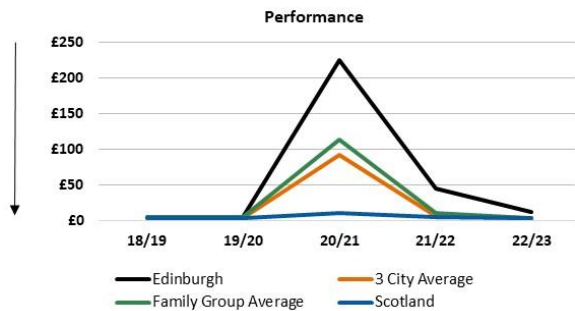
Cost per attendance at sports facilities



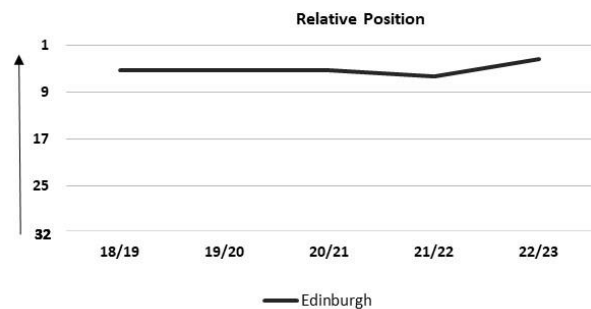
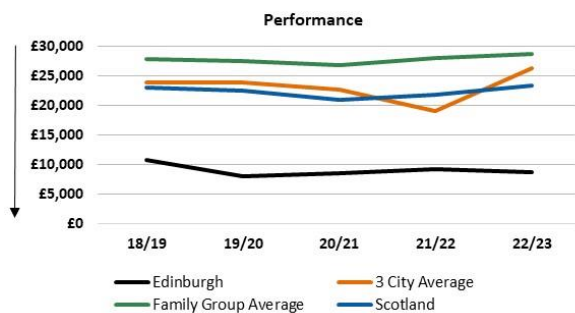
Cost per library visit



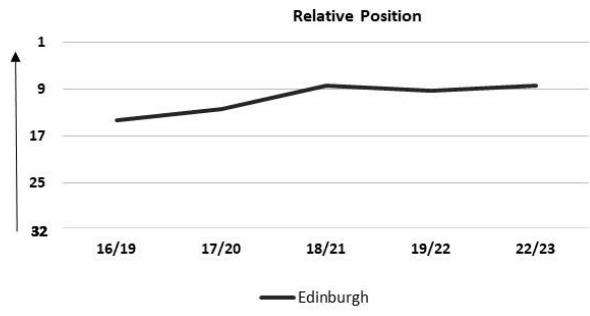
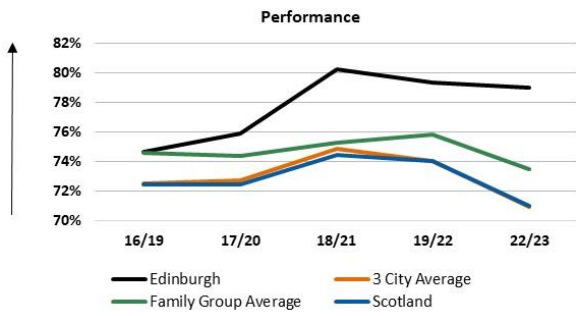
Cost of museums per visit



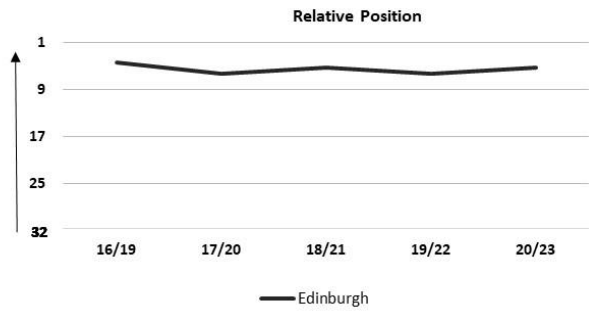
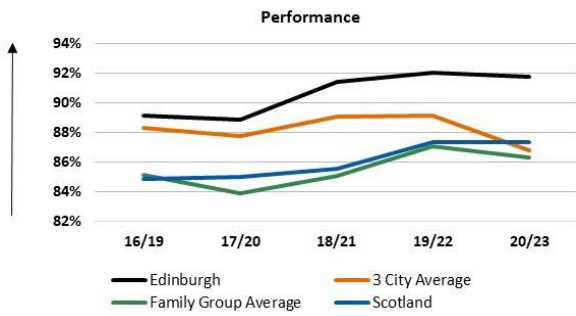
Cost of parks & open spaces per 1,000 population



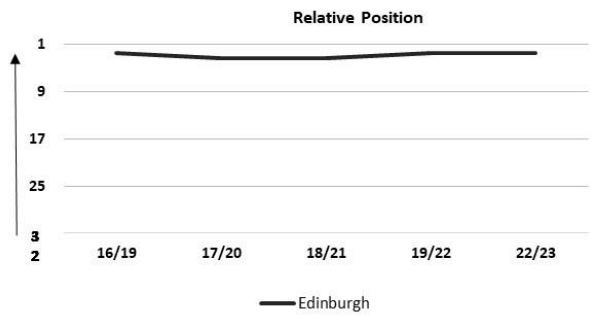
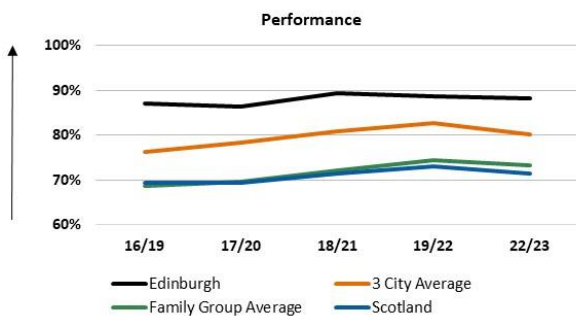
% of adults satisfied with libraries



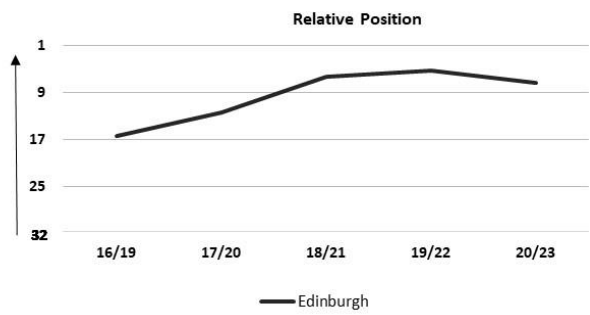
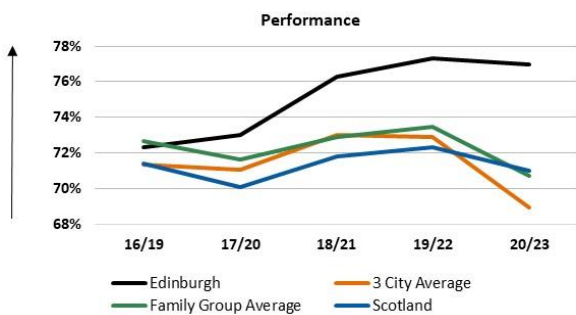
% of adults satisfied with parks and open spaces



% of adults satisfied with museums and galleries



% of adults satisfied with leisure facilities



Appendix C LGBF Family Groups

The People family group reflects delivery of services to residents only, with comparison to other Local Authorities with similar wealth and deprivation.

People (relative deprivation and affluence)
Children, Social Care, Housing
Family Group 1
Aberdeen City, Aberdeenshire, City of Edinburgh , East Dunbartonshire, East Renfrewshire, Orkney Islands, Perth & Kinross, Shetland Islands

The Urban family group reflects the density of population and delivery of services to **all** residents, visitors and businesses.

Other (Urban)
Corporate, C & L, Environmental, Econ Dev, Fin Sus, Tackling Climate Change
Family Group 4
Aberdeen City, City of Edinburgh , Dundee City, East Dunbartonshire, Falkirk, Glasgow City, North Lanarkshire, West Dunbartonshire