

Education, Children and Families Committee

10.00, Tuesday, 10 December 2019

Breakfast Clubs: St Francis RC, Niddrie Mill and Ferryhill Primary Schools Update Report.

Executive/routine
Wards
Council Commitments

1. Recommendations

- 1.1 The Education, Children and Families Committee is asked to:
 - 1.1.1 Note the process for children and families to transition from the Venchie referred breakfast club into the universal breakfast club at St Francis (RC) and Niddrie Mill Primary School.
 - 1.1.2 Note that the attendance pattern of children continuing to attend the Venchie referred breakfast club broadly follows the attendance pattern of St Francis (RC) and Niddrie Mill Primary Schools.
 - 1.1.3 Note the continued progress of Ferryhill Primary School universal breakfast club.
 - 1.1.4 Agree that key evidence provided indicates that there is no significant, detrimental impact on the attendance of children as a result of their transition from the referred to the universal breakfast clubs.

Alistair Gaw

Executive Director for Communities and Families

Contact: Christine McKechnie, Lifelong Learning Strategic Development Officer

E-mail: Christine.mckechnie@edinburgh.gov.uk | Tel: 0131 469 3784

Report

2. Executive Summary

- 2.1 This report responds to Councillor Laidlaw's addendum to the Education, Children and Families Committee Report "Breakfast Clubs: St Francis RC, Niddrie Mill and Ferryhill Primary Schools" which was approved by Committee on 8 October 2019.
- 2.2 This report provides members of the Committee with an update on the attendance of St Francis RC and Niddrie Mill pupils who currently or previously attended the Venchie referred breakfast club. It also provides attendance information on Ferryhill Primary School pupils who no longer attend Drylaw referred breakfast club.

3. Background

- 3.1 The "Breakfast Clubs: St Francis RC, Niddrie Mill and Ferryhill Primary Schools" report was presented to the Education Children and Families Committee on 8 October 2019. As an addendum to the recommendations, Committee requested a report highlighting the impact on attendance of the children no longer attending the Venchie or Drylaw referred breakfast clubs. Committee recommended that a further update was required within one Committee cycle.
- 3.2 The background to the previous [Committee report](#) 3.1 – 3.11 remains the same and can be found via the link.

4. Main report

- 4.1 Representatives from the Venchie and St Francis and Niddrie Mill Primary Schools met with a Senior Education Officer on 26 September 2019. The meeting focused on the development of a joint plan to support individual children and families transition smoothly from the referred breakfast club to the universal breakfast club in the children's respective schools. A further meeting, which included a representative from Social Work, was held on 10 October 2019. The transition from the referred to the universal breakfast club comprises 23 children attending Niddrie Mill and three children attending St Francis (RC) Primary Schools.
- 4.2 Child Planning Meetings were scheduled in October for Niddrie Mill parents utilising the services of the Venchie breakfast club. Seven planning meetings have already been held. From these meetings, five parents have accepted the offer of a place at the universal breakfast club should the Venchie close. Seven parents turned down the offer to attend a Child Planning Meeting and three families have exceptional circumstances so planning meetings have not been held at this point. Due to work

commitments, two parents were unable to attend with the remaining parents choosing to reschedule the initial Child Planning Meeting date. The planning meetings held afforded the opportunity to discuss with parents strengths and concerns around school attendance and steps going forward to facilitate their transition into the universal breakfast club. Parents concerns were shared and individual solutions were explored to address issues arising.

The manager from the Venchie was also present at the Child Planning Meetings to support the families in the transition plan. All families who wish a place in the universal breakfast club will be encouraged to take up their place by the end of the academic term in December 2019. Child Planning Meetings to discuss the transition into the universal breakfast club for the three children who attend St Francis Primary School were held in May. One family with two children have now taken up the offer of a place in the universal breakfast club. The other family declined and continue to attend the referred breakfast club at the Venchie.

- 4.3 Currently, the Venchie referred breakfast club remains operational and children from St Francis and Niddrie Mill Primary Schools continue to attend their provision. At present, two of the three St Francis children and one Niddrie Mill child previously attending the Venchie referred breakfast club, now attend the universal breakfast club delivered in St Francis/Niddrie Mill Primary Schools. The children have settled well into the universal breakfast club and it is reported that they continue to make good progress.
- 4.4 The transition of children from the Drylaw referred breakfast club to the Ferryhill universal breakfast club is complete. The Head Teacher highlighted significant benefits including improved relationships and direct links between home and school. The universal provision in conjunction with other strategies in school provides high quality support for all children who require it. If the start of the school day presents a challenge for children, Ferryhill Primary also offer support at the 'Rocket Club'. This provision is delivered by Pupil Support Assistants and is led by a Pupil Support Officer who is trained in the new LIAM (Let's Introduce Anxiety Management) support programmes. All staff at the Rocket Club have been trained in Emotion Talks. Breakfast is also provided as part of this offer. The removal of transport has been addressed using a solution focused approach where by the adults are supported to bring the children to school each day. The revised approaches in school are meeting the needs of the children and families well.

Appendix 1: Children attending Niddrie Mill Primary School.

- 4.5 Shows the % rolling monthly attendance for pupils attending the breakfast club against the attendance for the rest of the pupils attending Niddrie Mill Primary School. Data is shown from session 2018/19; January 2019 until June 2019 and then for session 2019/20 from August 2019 to October 2019.
- 4.6 Twenty four children attended the Venchie breakfast club in session 2018/19. This number increased to 26 children for the current session up until the end of September when one child transferred to the universal breakfast club. Currently, 25 children from Niddrie Mill Primary School attend the Venchie breakfast club.

- 4.7 The data shows that the attendance of the referred breakfast club pupils broadly follows the pattern of attendance for the rest of the school. In 2018/19, this was an average of 4% lower than the rest of the school. To date in 2019/20, the average is almost 2% lower.

Appendix 2: Children attending St Francis Primary School.

- 4.8 Shows the rolling monthly % attendance for pupils attending the Venchie referred breakfast club against the attendance for the rest of the pupils attending St Francis Primary School.
- 4.9 Data is shown from session 2018/19; January 2019 until June 2019 and then for session 2019/20 from August 2019 to October 2019.
- 4.10 Seven children attended the Venchie breakfast club in January 2018, this reduced to three children by June 2018. Two of the three children transferred to the universal breakfast club after the October break. One child from St Francis Primary School still attends the Venchie breakfast club.
- 4.11 The data shows that the attendance of children in the referred breakfast club broadly follows the pattern of attendance for the rest of the school. In 2018/19 the average attendance for the referred breakfast club was ten percentage points below the attendance for the rest of the school.
- 4.12 From August 2019, the attendance for children attending the Venchie breakfast club is on average 2.7% higher than the rest of the school. Initially this represents three pupils and now represents one pupil. This suggests the comparison is largely insignificant.

Appendix 3: Children attending Ferryhill Primary School.

- 4.13 Shows the rolling monthly % attendance for pupils attending the Drylaw referred breakfast club against the attendance for the rest of the pupils at the Ferryhill Primary School.
- 4.14 Data is shown from session 2018/19 January 2019 until June 2019 (15 pupils) and then for session 2019/20 from August 2019 to October 2019 (14 pupils).
- 4.15 The data shows that the attendance of referred breakfast pupils broadly follows the pattern of attendance for the rest of the school.
- 4.16 Breakfast club attendance was lower than the rest of the school in January 2019 by 15 percentage points.

Appendix 4: Cumulative attendance table for three schools

- 4.17 This cumulative attendance table shows the actual % attendance values for pupils attending the referred breakfast club provision against pupils in the rest of the school for each of the three schools.

5. Next Steps

- 5.1 The delivery of the agreed joint plan to support children currently attending the Venchie to transition into the universal breakfast club at St Francis/Niddrie Mill Primary Schools will continue until the end of the academic term in December 2019.
- 5.2 Ferryhill, St Francis and Niddrie Mill Primary Schools will continue to monitor, track and measure attendance for individual children.
- 5.3 All schools will continue to implement successful strategies to close the poverty related attainment gap.

6. Financial impact

- 6.1 There is no direct financial impact arising from this report.

7. Stakeholder/Community Impact

- 7.1 Officer engagement with the City of Edinburgh Council funded breakfast clubs to ensure breakfast club delivery is aligned with current strategic direction.
- 7.2 In accordance with the Getting it right for every child approach, planning meetings were offered to the families who currently attend the Venchie referred breakfast club.

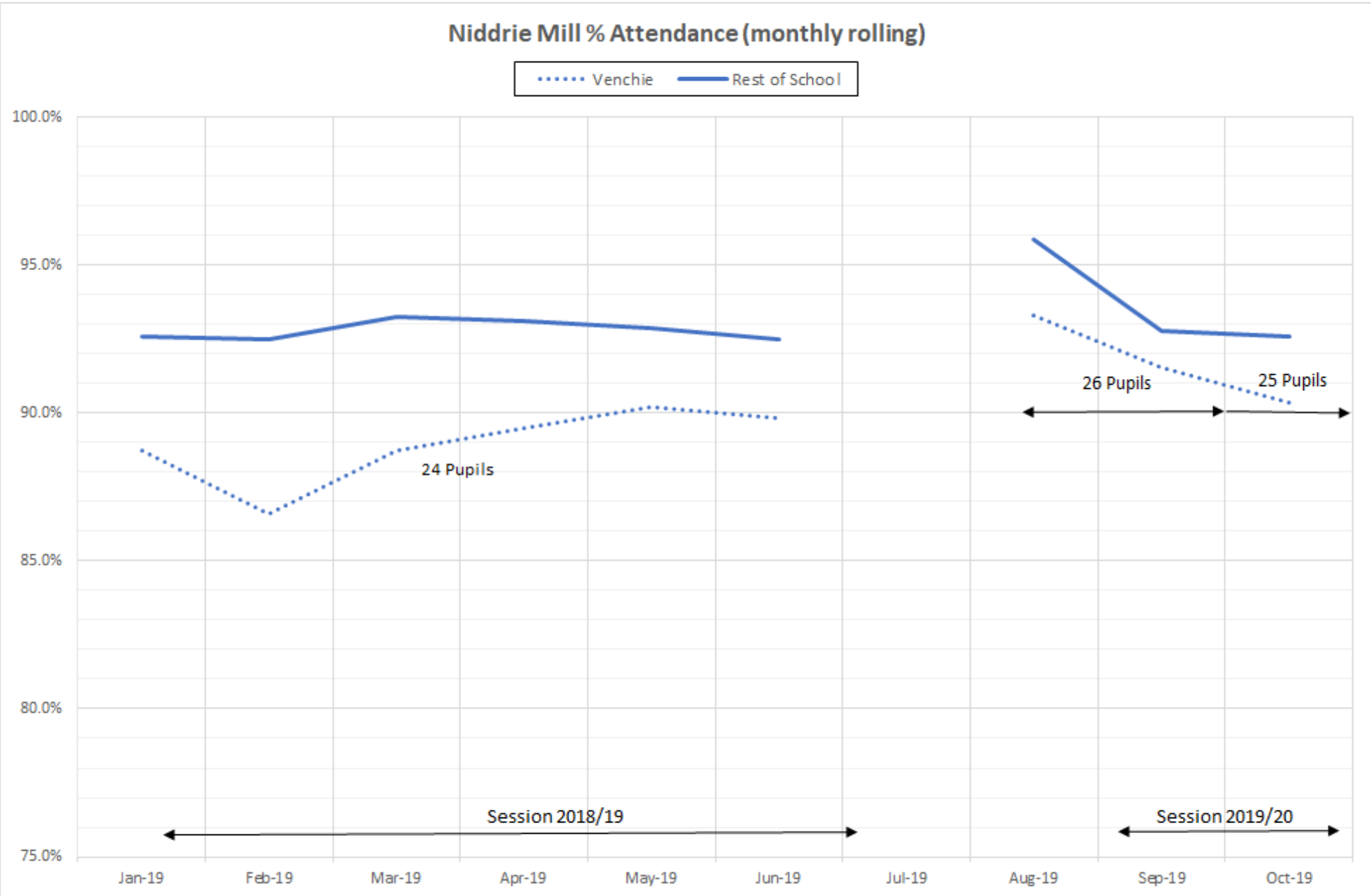
8. Background reading/external references

- 8.1 Education, Children and Families Committee Report: Breakfast Club Review, 6 October 2015.
- 8.2 Education, Children and Families Committee Report: Breakfast Club Development Fund, 13 December 2016.
- 8.3 Education, Children and Families Committee Report: Breakfast Club Update Report, 12 December 2017
- 8.4 Education, Children and Families Committee Report: Breakfast Clubs: St Francis (RC), Niddrie Mill and Ferryhill Primary Schools, 8 October 2019
- 8.5 Care Inspectorate Report: Venchie Children and Young People's Project – Day care of Children, 7 May 2019
- 8.6 Children and Young People (Scotland) Act 2014
- 8.7 2019 National Improvement Framework & Improvement Plan
- 8.8 'Every Child, Every Chance: Tackling Child Poverty Delivery Plan 2018 – 2022
- 8.9 Healthy Eating in Schools: A guide to implementing the nutritional requirements for Food and Drink in Schools (Scotland) Regulations 2008

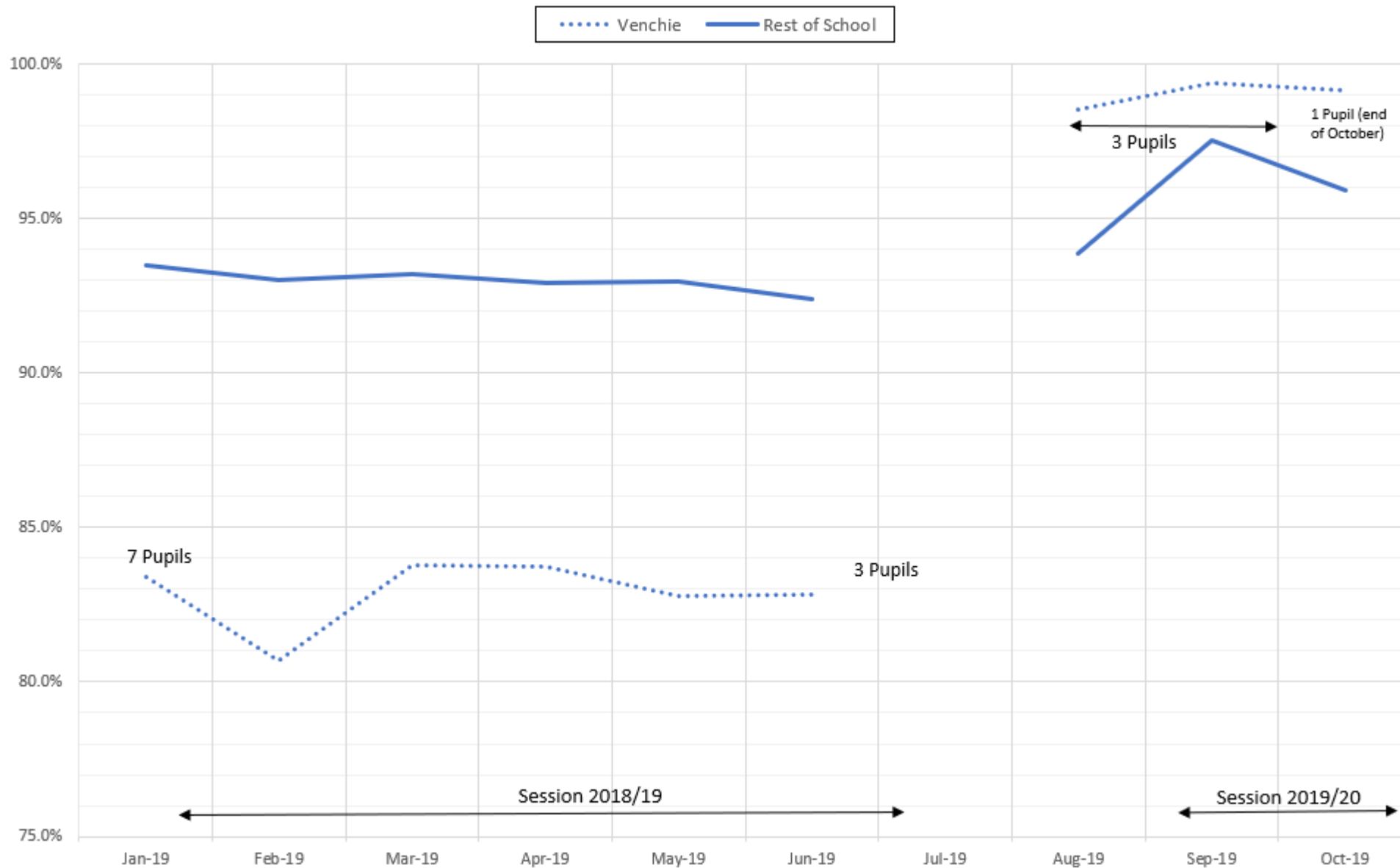
9. Appendices

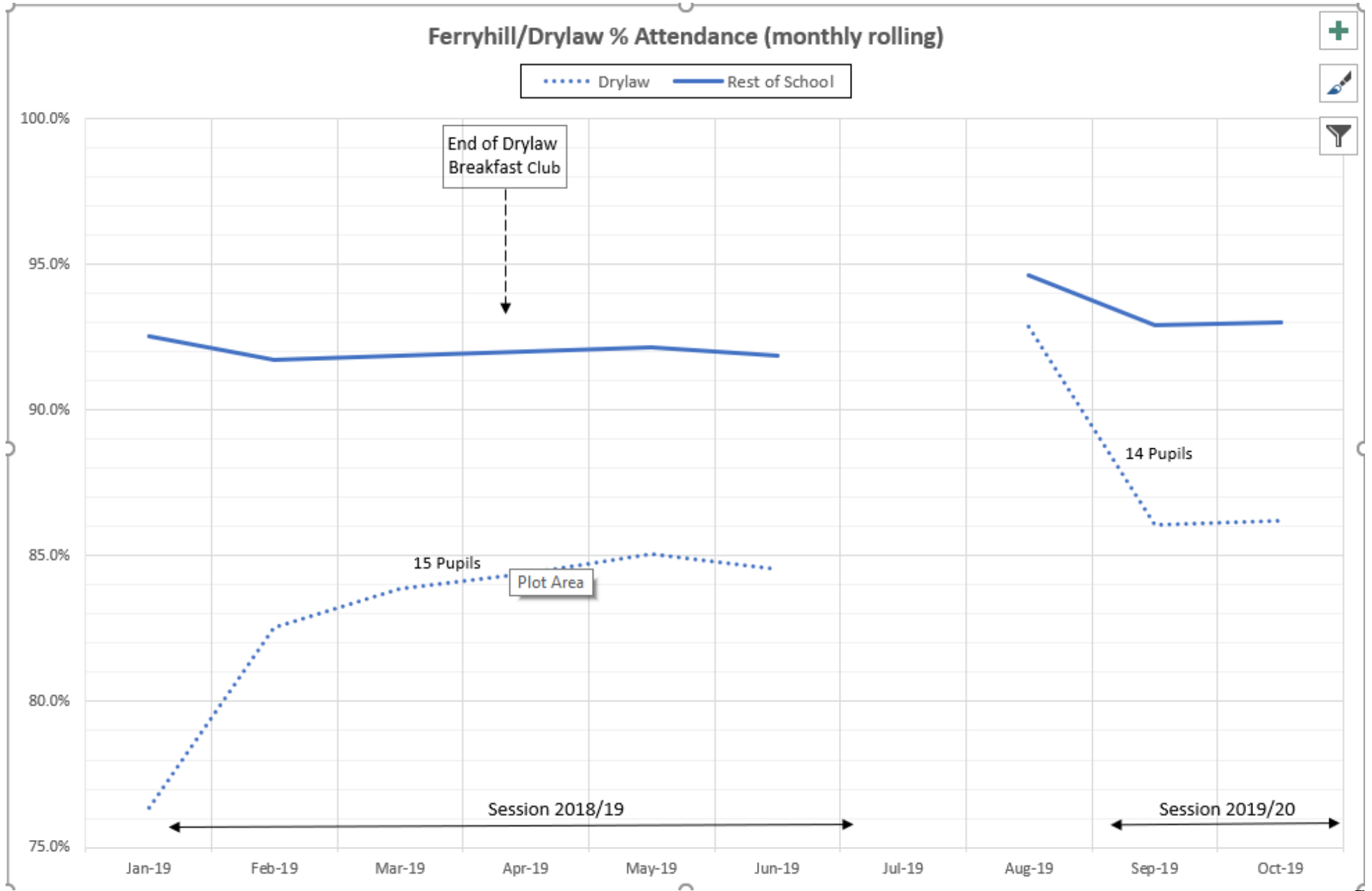
- 9.1 Appendix 1: Niddrie Mill % Attendance (monthly rolling)
- 9.2 Appendix 2: St Francis Primary School % attendance (monthly rolling)
- 9.3 Appendix 3: Ferryhill Primary School Attendance (monthly rolling)
- 9.4 Appendix 4: Cumulative attendance table for all 3 schools.

Appendix 1



St Francis % Attendance (monthly rolling)





Appendix 4

Table showing Breakfast Club Attendance compared to Rest of School											
School	Category	Jan-19	Feb-19	Mar-19	Apr-19	May-19	Jun-19	Jul-19	Aug-19	Sep-19	Oct-19
Ferryhill	Drylaw	76.3%	82.5%	83.9%	84.4%	85.1%	84.6%		92.9%	86.1%	86.2%
Ferryhill	Rest of School	92.6%	91.7%	91.9%	92.0%	92.2%	91.9%		94.6%	92.9%	93.0%
Niddrie Mil	Venchie	88.7%	86.6%	88.7%	89.5%	90.2%	89.8%		93.3%	91.5%	90.3%
Niddrie Mil	Rest of School	92.6%	92.5%	93.3%	93.1%	92.9%	92.5%		95.8%	92.8%	92.6%
St Frances	Venchie	83.4%	80.7%	83.8%	83.8%	82.8%	82.8%		98.6%	99.4%	99.1%
St Frances	Rest of School	93.5%	93.0%	93.2%	92.9%	93.0%	92.4%		93.9%	97.5%	95.9%